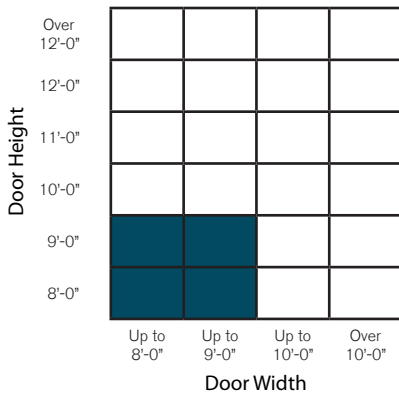


# NOVA DOCK SEALS

## SEAL SELECTION CHART

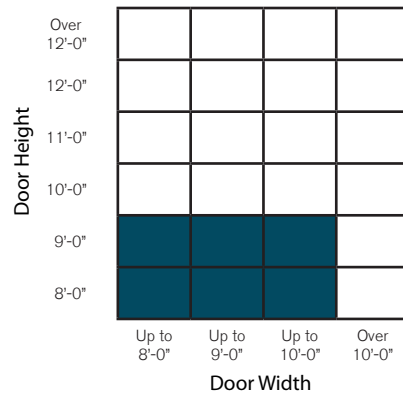
### FP Seals

Foam Pad header & sides provide full compression seal



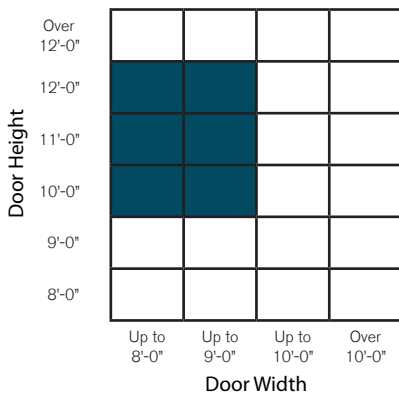
### FPU Seals

Foam Pad header & L-Pad sides, which seal against truck side for full width access



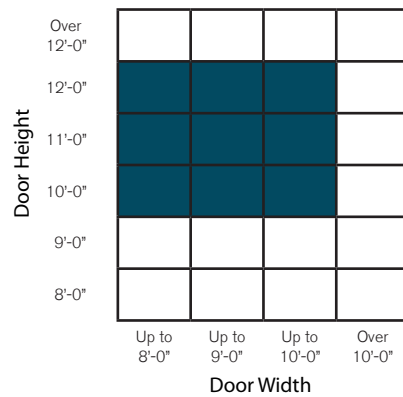
### FPH Seals

Foam Pad sides provide compression seal; Hood style header accommodates 10' and higher doors



### FPHU Seals

Foam L-Pad sides seal against truck side for full width access; Hood style header accommodates 10' and higher doors



### RF - Rigid Frame Shelter

Face curtains provide wrap-around protection, allowing unrestricted access to trailer

